

ANNUAL EDUCATION RESULTS REPORT SUMMARY

2015-2016 School Year



The District Strategic Plan identifies goals for our three priorities that respond to students' needs and community expectations, while also laying a strong foundation for ongoing student educational achievement and organizational success.

Read more at: epsb.ca/ourdistrict/results/strategicplan

VISION

Transforming the learners of today into the leaders of tomorrow

MISSION

We inspire student success through high quality learning opportunities, supported by meaningfully engaged students, parents, staff and community.

VALUES

Supporting the Vision, Mission and Priorities are the District's Cornerstone Values of accountability, collaboration, equity and integrity.

Priority 1: Foster growth and success for every student by supporting their journey from early learning through high school completion and beyond.

Goal One: An excellent start to learning

Key Highlights

- 8,519 children enrolled in Early Childhood Services programs – an increase of 20% over five years*
- 81% of Kindergarten students met developmental milestones considered foundational for success in school by the end of the school year**

Moving Forward

- Expand Early Years Program, based on pilot project results
- Expand language/literacy pilot
- Continue developing early years resources for staff and families
- Continue to implement the Math Interactive Learning Experience (MILE) research study

Goal Two: Success for every student

Key Highlights

- Grade 6 and 9 (overall cohort) Provincial Achievement Test results remain higher than the provincial average
- High school diploma results in both acceptable and excellence standards improved significantly

Moving Forward

- Continue District-wide Focus on Reading
- Continue developing professional numeracy and literacy supports
- Continue to work to eliminate the achievement gap between First Nations, Métis, and Inuit students and other students

Goal Three: Success beyond schooling

Key Highlights

- High school completion rates increased and drop-out rates decreased over five years
- Graduation rates for students who identify as First Nations, Métis and Inuit also increased
- More of our students start post-secondary education, including apprenticeships, within six years of entering Grade 10

Moving Forward

- Continue implementing Career Pathways model
- Develop a comprehensive model to close the achievement gap between First Nations, Métis, and Inuit students and other students
- Explore the flexibility offered by the provincial High School Redesign initiative

*District statistics 2016 **Early Years Evaluation Teacher Assessment 2016

Key Facts


- Number of Schools: **205**
- Student Enrolment: **95,642**
- Total Staff: **8,238.90 FTE**


(September 30, 2016)

Accountability Pillar Highlights

Where the District has improved:


- Provincial Achievement Test at acceptable and excellence standards
- Decreased drop-out rate
- Results for diploma exams at acceptable and excellence standards
- Preparation for the world of work
- Citizenship
- School improvement
- High school completion

Safe and Caring Schools  Excellent


Student Learning Opportunities  Excellent

Student Learning Achievement (K-9)  Good

Student Learning Achievement (10-12) *Alberta Education identified as N/A in 2015-16*

Preparation for Lifelong Learning, World of Work, Citizenship  Good

Parental Involvement  Good

Continuous Improvement  Excellent



Priority 2: Provide welcoming, high quality learning and working environments.

Goal One: A focus on well-being and student citizenship

Key Highlights

- 89.5% of teachers, parents and students agree students are safe at school, are treated fairly, and are learning the importance of caring for and respecting others*
- 84.9% are satisfied students model active citizenship*

Moving Forward

- Collaborate with government agencies and community partners to coordinate access to mental health and anti-bullying resources
- Develop administrative regulations to create learning and working environments that support a culture of wellness
- Identify School Health lead teachers in all schools

Goal Two: Quality infrastructure for all

Key Highlights

- Opened three new schools in September 2016
- Established targeted programming for students with severe special needs in four schools
- 96.7% of students using yellow bus service have one-way trips under 60 minutes**
- Every school has at least a 100MB SuperNet link to the Internet

Moving Forward

- 11 new schools scheduled to open in 2017
- Community engagement around high school accommodation
- Launch Community Working Committees in three mature neighbourhoods to develop options for long-term infrastructure needs
- Complete detailed design of Edmonton School Transportation Authority (ESTA)
- Refresh core technical infrastructure in all schools

Goal Three: Building capacity through a culture of collaboration and distributed leadership

Key Highlights

- 80% of staff believe professional development (PD) opportunities provided significantly contributed to their professional growth*
- Registration for Leadership Development Framework modules by new, aspiring and existing leaders doubled to 497 in 2015-16**
- Set up centralized professional learning management system

Moving Forward

- Continue to support professional learning for school and catchment area staff
- Continue to support the Summer Institute and training during school breaks
- Continue developing the Principal Readiness Framework
- Support professional development of head custodians

Goal Four: A culture of excellence and accountability

Key Highlights

- Participated in Alberta Education's Assurance pilot
- 90.8% of teachers, parents and students report being happy with the overall quality of education*
- Launched E-Biz to support finance efficiencies
- Created a web-based data tool (dashboard) to support evidence-based decision-making

Moving Forward

- Refine the planning and reporting cycle to support evidence-based decision-making
- Provide Strategic Plan updates with detailed data analysis to support dialogue between administration and the Board
- Continue with phase two of the web-based data tool (dashboard)

Priority 3: Enhance public education through communication, engagement and partnerships.

Goal One: Parents as partners

Key Highlights

- 81% of parents were involved in their child's education, 79% were satisfied with opportunities to be involved*
- SchoolZone unique page views increased by 15%**
- Parents were invited to school results reviews and to participate in school councils

Moving Forward

- Seek parent input to inform the review and update of the District Strategic Plan 2018-2022
- Continue working with the Alberta School Council Association to identify best practices in parent engagement

Goal Two: Supports for the whole child

Key Highlights

- 158 leases to organizations that provide direct support to students and families, such as daycares, education partners and pre-Kindergarten programs**
- Continued work on community engagement model

Moving Forward

- Continue to develop a District framework to support leaders in their work with community partners
- Launch the School Community Relationship Identifier tool (SCRI) for principals to track key community partners

Goal Three: Engaged and effective governance

Key Highlights

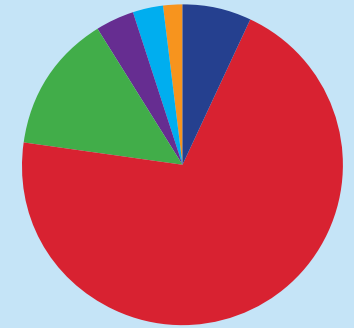
- Established Student Senate to present the views of District students to the Board of Trustees
- Formed the Teacher Collaboration Committee to discuss priority topics
- Engaged with the community around attendance areas for new schools, space for students in mature communities and future high school space
- 61% more visitors to the District website**
- Facebook and Twitter followers up to 59% and 34% respectively; video views up 27%, minutes watched up 31%**

Moving Forward

- Fully implement the Student Senate model
- Develop a framework to support the review of administrative regulations
- Collect feedback from students, staff, parents and community through the 2016-17 District Feedback Survey

Financial Results Summary for 2015-2016

Actual Operating Expenses for the year ended August 31, 2016
(all dollar amounts are expressed in thousands)



	\$	%
Early Childhood Services (ECS)	\$73,448	7.0%
Grades 1-12 Instruction	\$735,376	70.4%
Plant Operations & Maintenance	\$144,974	13.9%
Transportation	\$38,807	3.7%
Board & System Administration	\$33,628	3.2%
External Services	\$19,198	1.8%
Total	\$1,045,431	100%

The provincial roll up of jurisdictions' Audited Financial Statements is provided at: education.alberta.ca/financial-statements/school-jurisdictions

You can find more detailed information about what the District accomplished in 2015-2016 in the District's 2015-2016 Annual Education Results Report at epsb.ca/ourdistrict/results/aerr; detailed financial information is at epsb.ca/ourdistrict/budget.