



EDMONTON PUBLIC SCHOOLS

District Achievement Results 2018–19

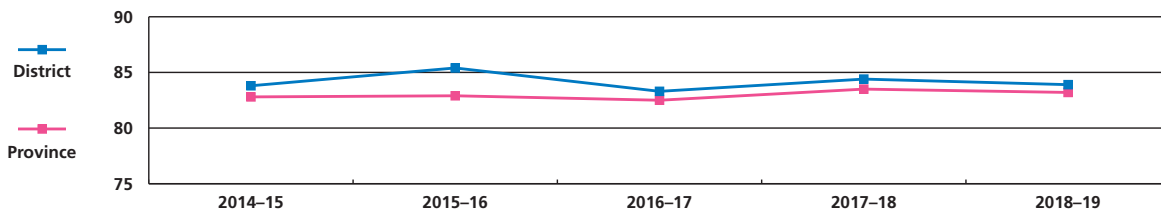
ENGLISH

LANGUAGE ARTS

ENGLISH LANGUAGE ARTS – GRADE 6

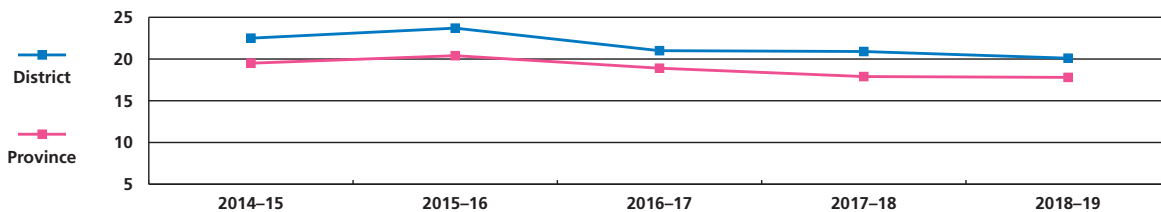
Grade 6 English Language Arts – percentage of students meeting acceptable standard

Year	2014–15	2015–16	2016–17	2017–18	2018–19
District	83.8	85.4	83.3	84.4	83.9
Province	82.8	82.9	82.5	83.5	83.2



Grade 6 English Language Arts – percentage of students meeting standard of excellence

Year	2014–15	2015–16	2016–17	2017–18	2018–19
District	22.5	23.7	21.0	20.9	20.1
Province	19.5	20.4	18.9	17.9	17.8



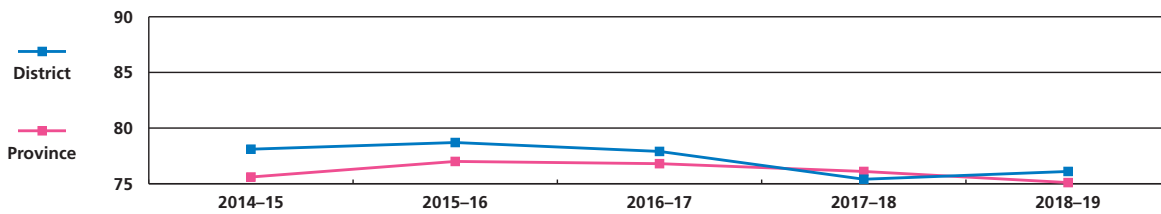
Note: Students writing core achievement tests in French are included in data.

* Cohort Reporting takes into account all students registered at each grade level, not just students who wrote the tests.

ENGLISH LANGUAGE ARTS – GRADE 9

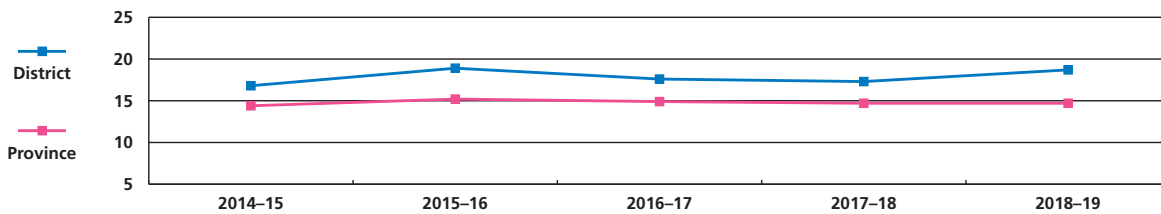
Grade 9 English Language Arts – percentage of students meeting acceptable standard

Year	2014–15	2015–16	2016–17	2017–18	2018–19
District	78.1	78.7	77.9	75.4	76.1
Province	75.6	77.0	76.8	76.1	75.1



Grade 9 English Language Arts – percentage of students meeting standard of excellence

Year	2014–15	2015–16	2016–17	2017–18	2018–19
District	16.8	18.9	17.6	17.3	18.7
Province	14.4	15.2	14.9	14.7	14.7



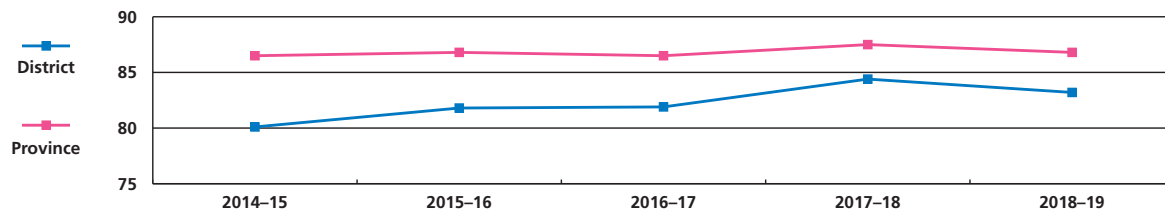
Note: Students writing core achievement tests in French are included in data.

* Cohort Reporting takes into account all students registered at each grade level, not just students who wrote the tests.

ENGLISH LANGUAGE ARTS 30-1

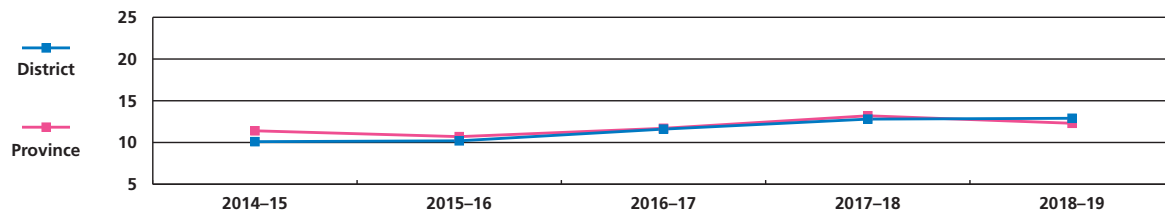
English Language Arts 30-1 – percentage of students meeting acceptable standard

Year	2014–15	2015–16	2016–17	2017–18	2018–19
District	80.1	81.8	81.9	84.4	83.2
Province	86.5	86.8	86.5	87.5	86.8



English Language Arts 30-1 – percentage of students meeting standard of excellence

Year	2014–15	2015–16	2016–17	2017–18	2018–19
District	10.1	10.2	11.6	12.8	12.9
Province	11.4	10.7	11.7	13.2	12.3



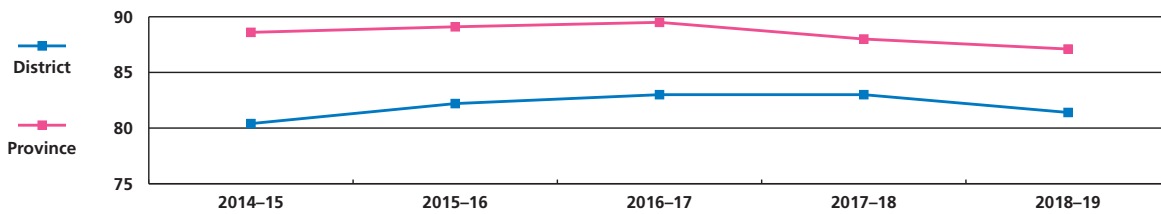
Note: Students writing core achievement tests in French are included in data.

* Cohort Reporting takes into account all students registered at each grade level, not just students who wrote the tests.

ENGLISH LANGUAGE ARTS 30-2

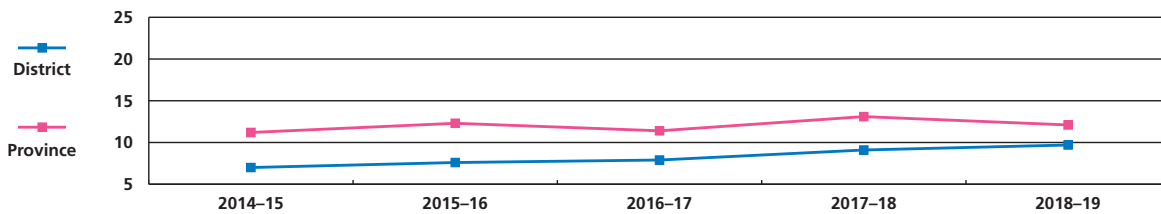
English Language Arts 30-2 – percentage of students meeting acceptable standard

Year	2014-15	2015-16	2016-17	2017-18	2018-19
District	80.4	82.2	83.0	83.0	81.4
Province	88.6	89.1	89.5	88.0	87.1



English Language Arts 30-2 – percentage of students meeting standard of excellence

Year	2014-15	2015-16	2016-17	2017-18	2018-19
District	7.0	7.6	7.9	9.1	9.7
Province	11.2	12.3	11.4	13.1	12.1



Note: Students writing core achievement tests in French are included in data.

* Cohort Reporting takes into account all students registered at each grade level, not just students who wrote the tests.