

# Who we are

## Student Demographic Survey Report 2022–23

### Background

In fall 2022, Edmonton Public Schools conducted a Student Demographic Survey for the first time. We wanted to learn more about the diversity of the students we serve. This information will be used to inform actions that can lead to more students experiencing success. To help us learn more, we reached out to students in Grades 4-12 and invited them to share information about themselves, including their:

- Indigenous identity
- racial identity
- ethnicity
- religion or spiritual affiliation
- gender identity
- sexual orientation (*Grades 7–12 only*)

The Student Demographic Survey is one step on our path to address racism and take action towards reconciliation and equity. The Board of Trustees and Division are committed to providing a welcoming, inclusive, safe and healthy learning environment for all students. In recent years we have acknowledged racism exists in Edmonton Public Schools and have laid the foundation to becoming an anti-racist organization. This work has been informed by the voices of students, staff, families and members of the community and has included the following actions:



“The Board of Trustees believes the steps we are taking to address racism and support reconciliation in schools are critically important. What we learn from the survey will lead to change that we hope will help all students feel safe and welcome at school.”

— Trisha Estabrooks, Board Chair



### Thank you students

Edmonton Public Schools is grateful to students in Grades 4 to 12—without you, this survey wouldn’t have been possible. All students deserve to be proud of who they are and feel a sense of welcome and belonging at school.



While talking to students about the survey, we asked them what their hopes for this project were.

Students hope that...

## Student engagement

As the Division prepared for the survey, we talked with students to understand how they felt about participating. Students told us they were enthusiastic about sharing more information about who they are. They also told us it was important that this information lead to actions that will address inequity and help all students experience success.

## Administering the Student Demographic Survey

The survey was open for students to complete between November 1 and December 16, 2022. Participation in the survey was voluntary. Parents who did not want their child to participate were able to opt their child out.

Survey questions were designed to be age appropriate for students in [Grades 4–6](#) and [Grades 7–12](#). When answering each question, students were able to choose from a list of options provided and were also given the opportunity to provide a written response.

Students who participated in the survey responded only to the questions they felt comfortable answering. For each question, students also had the option to choose “I prefer not to answer” or to skip the question altogether.

## Student participation rates

In total, 55,844 students participated in the survey out of a possible 76,438 students. This is a 73 per cent response rate.

Grades	Students enrolled*	Students responded	Response rate (%)
4–6	24,724	19,757	80
7–12	51,714	36,087	70
<b>Total</b>	<b>76,438</b>	<b>55,844</b>	<b>73</b>

\*Grades 4–12 students enrolled in Edmonton Public Schools as of September 29, 2022.

*Everyone can feel proud of who they are.*

*Everyone feels safe and can truly be themselves.*

*This will help students feel more comfortable and welcome at school.*



# 1. Do you identify as First Nations, Métis, and/or Inuit?

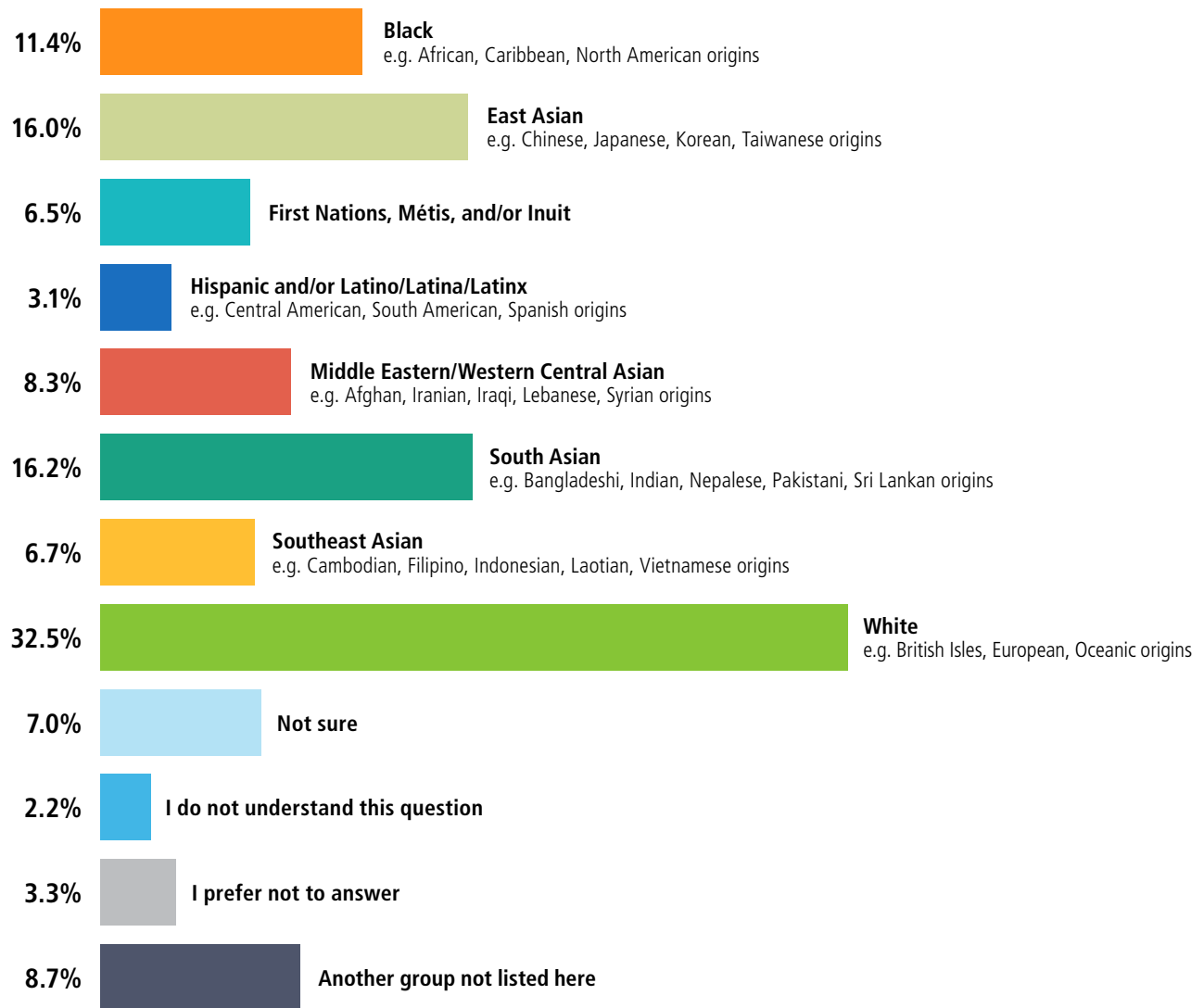
Grades 4–6 survey and Grades 7–12 survey combined (55,193 responses)



*The sum of responses may exceed 100% because a student could choose more than one option for this question.*

## 2. Which of the following best describes you?

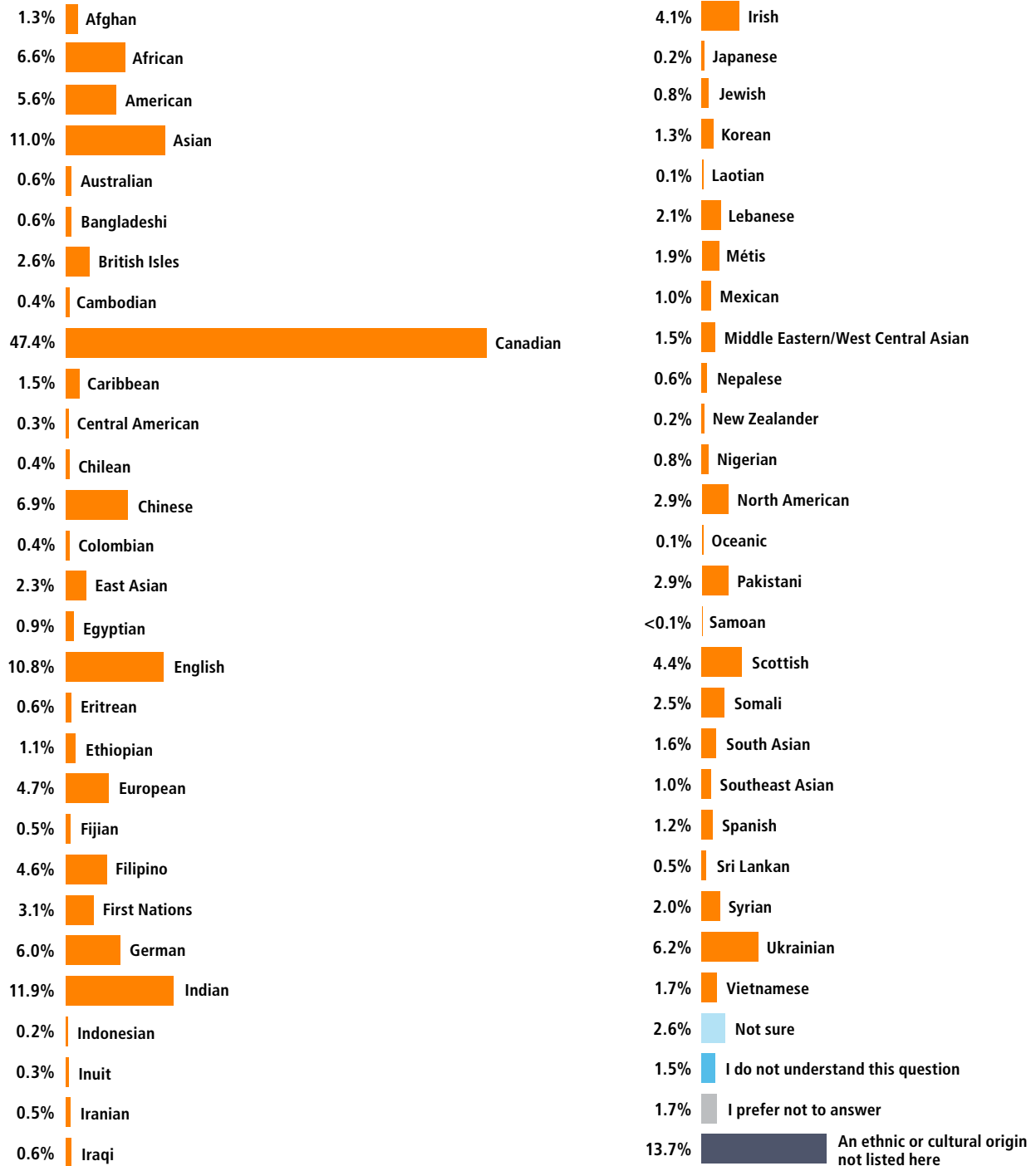
Grades 4–6 survey and Grades 7–12 survey combined (55,313 responses)



*The sum of responses may exceed 100% because a student could choose more than one option for this question.*

### 3. What ethnic or cultural origin(s) do you see yourself as?

Grades 4–6 survey and Grades 7–12 survey combined (55,361 responses)

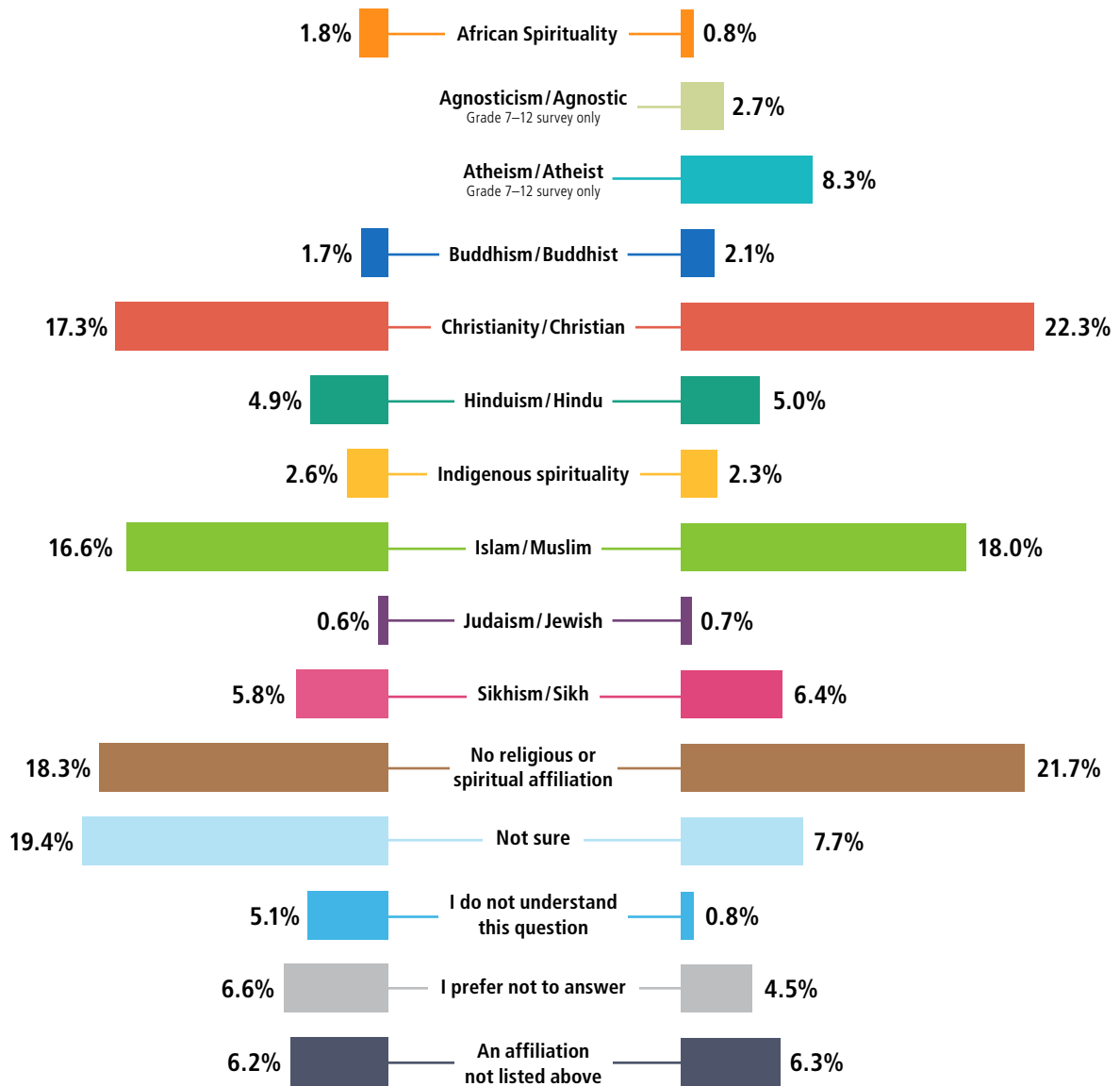


The sum of responses may exceed 100% because a student could choose more than one option for this question.

## 4. What is your religion and/or spiritual affiliation?

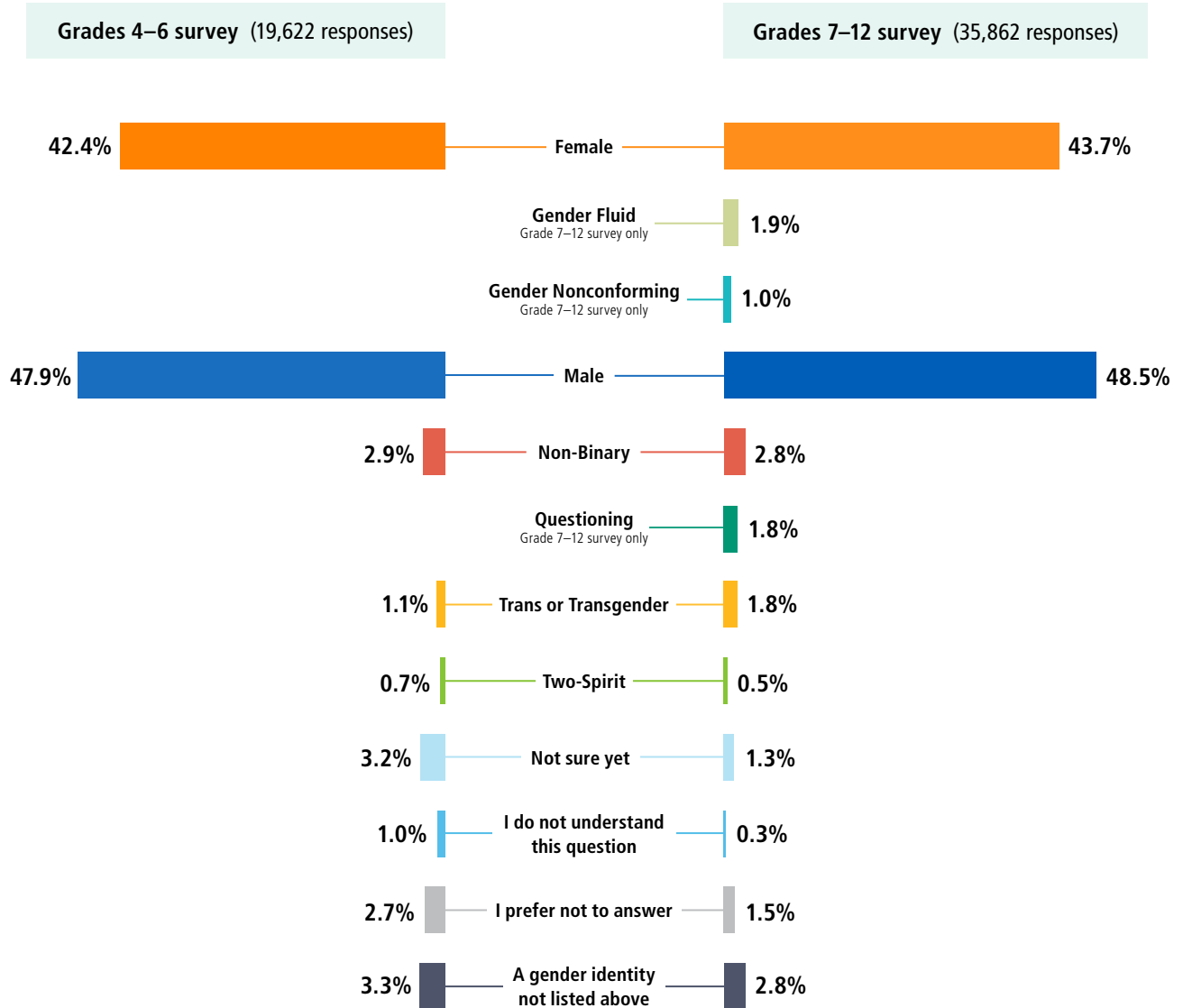
Grades 4–6 survey (19,342 responses)

Grades 7–12 survey (35,426 responses)



The sum of responses may exceed 100% because a student could choose more than one option for this question.

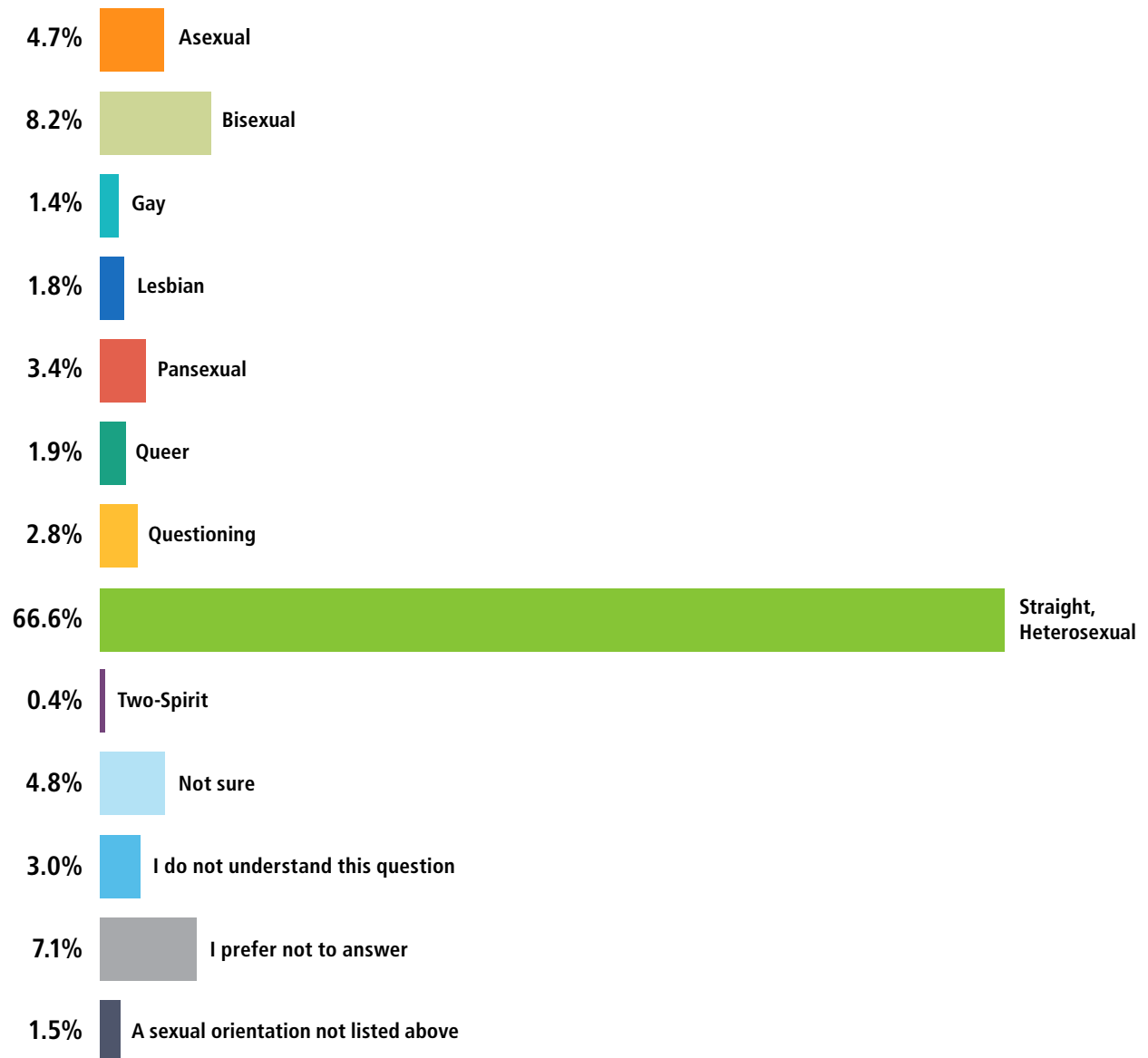
## 5. Please describe your gender identity.



The sum of responses may exceed 100% because a student could choose more than one option for this question.

## 6. Please describe your sexual orientation.

Grades 7–12 survey (34,977 responses)



*The sum of responses may exceed 100% because a student could choose more than one option for this question.*



“Education serves as the cornerstone of society and Edmonton Public Schools strives to be an organization where every student feels that they belong, are included and can succeed.”

— Darrel Robertson, *Superintendent of Schools*



## Moving forward

We are proud that students across our schools come from a variety of backgrounds, cultures, communities and experiences.

The findings of the Student Demographic Survey are just the beginning. We will analyze the findings with other student information we have related to academic achievement, safety and a sense of belonging. Together, this information will help us answer questions about how students experience school and where the Division can take action to improve their experience.

As we move forward, we are committed to working with students to gain further perspectives and insights. Once the Division has a better understanding of how students experience racism and inequity at school, we can take next steps to reduce barriers. Our goal is to improve the school experience so that all students can be proud of who they are and feel welcome at school.

## References

- [Board of Trustees statement on anti-racism and inclusion](#)
- [Board of Trustees motion to collect extended student demographic data](#)
- [Equity Advisory Committee](#)
- [Anti-racism and Equity policy](#)
- [Anti-Racism and Equity Action Plan](#)
- [Division Strategic Plan 2022–26](#)
- [Anti-Racism and Equity Action Plan – Year One Update](#)



Families are encouraged to visit the [Student Demographic Survey page](#) on the Division’s website for more information and to watch a short video from Superintendent Darrel Robertson and Board Chair Trisha Estabrooks.